



ADP National Employment Report: Private Sector Employment Decreased by 2,760,000 Jobs in May; the May NER Utilizes Data Through May 12 and Does Not Reflect the Full Impact of COVID-19 on the Overall Employment Situation

ROSELAND, N.J. – June 3, 2020 – Private sector employment decreased by 2,760,000 jobs from April to May according to the May [ADP National Employment Report](#)[®]. The report utilizes data through the 12th of the month. The NER uses the same time period the Bureau of Labor and Statistics uses for their survey. As such, the May NER does not reflect the full impact of COVID-19 on the overall employment situation.

Broadly distributed to the public each month, free of charge, the *ADP National Employment Report* is produced by the ADP Research Institute[®] in collaboration with Moody's Analytics. The report, which is derived from ADP's actual payroll data, measures the change in total nonfarm private employment each month on a seasonally-adjusted basis.

May 2020 Report Highlights*

View the *ADP National Employment Report* Infographic at www.adpemploymentreport.com.

Total U.S. Nonfarm Private Employment: -2,760,000

By Company Size

- **Small businesses: -435,000**
 - 1-19 employees -253,000
 - 20-49 employees -182,000
- **Medium businesses: -722,000**
 - 50-499 employees -722,000
- **Large businesses: -1,604,000**
 - 500-999 employees -272,000
 - 1,000+ employees -1,332,000

By Sector

- **Goods-producing: -794,000**
 - Natural resources/mining -52,000
 - Construction -22,000
 - Manufacturing -719,000
- **Service-providing: -1,967,000**
 - Trade/transportation/utilities -826,000
 - Information -115,000
 - Financial activities -196,000
 - Professional/business services -250,000
 - Professional/technical services -221,000
 - Management of companies/enterprises -70,000
 - Administrative/support

services	40,000
o Education/health services	-168,000
▪ Health care/social assistance	-333,000
▪ Education	166,000
o Leisure/hospitality	-105,000
o Other services	-307,000

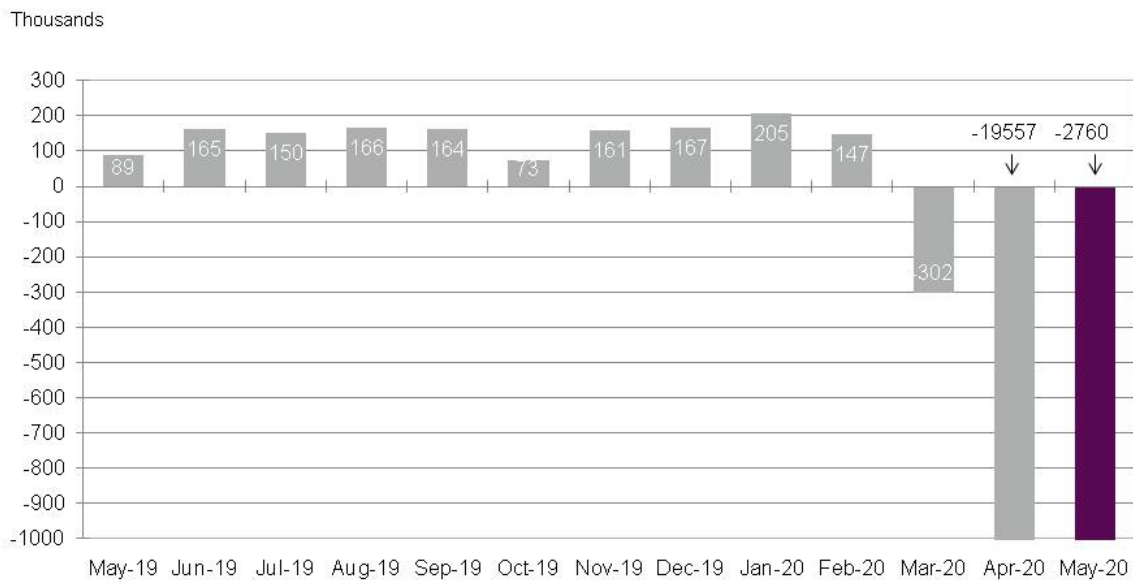
* Sum of components may not equal total, due to rounding.

- **Franchise Employment****
 - o Franchise jobs -254,100

**Complete details on franchise employment can be found [here](#).

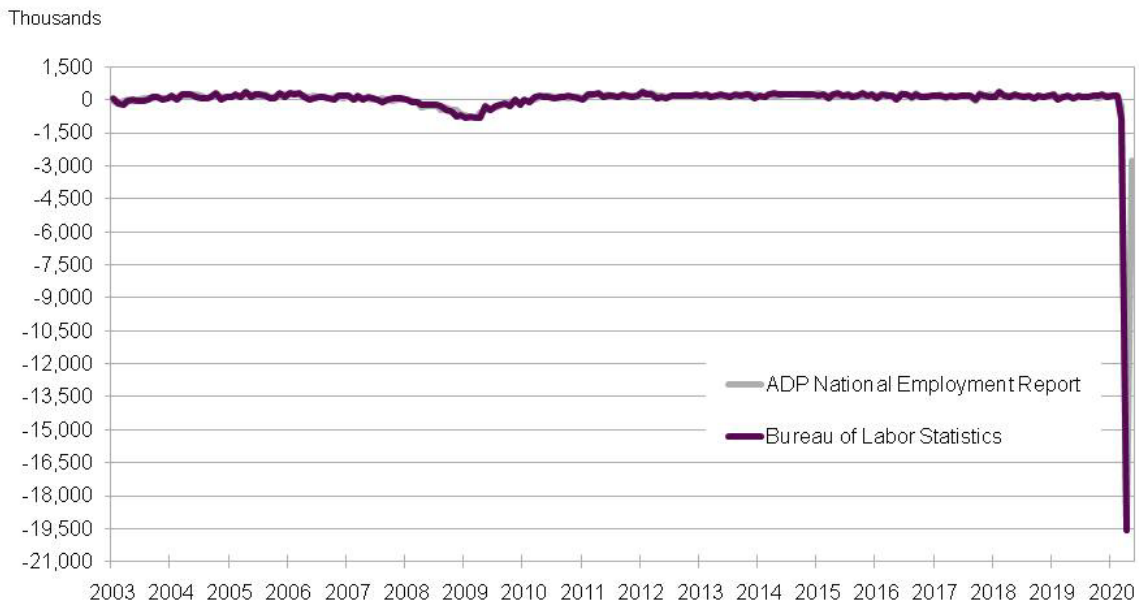
“The impact of the COVID-19 crisis continues to weigh on businesses of all sizes,” said Ahu Yildirmaz, co-head of the ADP Research Institute. “While the labor market is still reeling from the effects of the pandemic, job loss likely peaked in April, as many states have begun a phased reopening of businesses.”

Chart 1. Change in Total Nonfarm Private Employment



Sources: ADP Research Institute®

Chart 2. Historical Trend – Change in Total Nonfarm Private Employment



Sources: ADP Research Institute®, BLS

Chart 3. Change in Nonfarm Private Employment by Industry

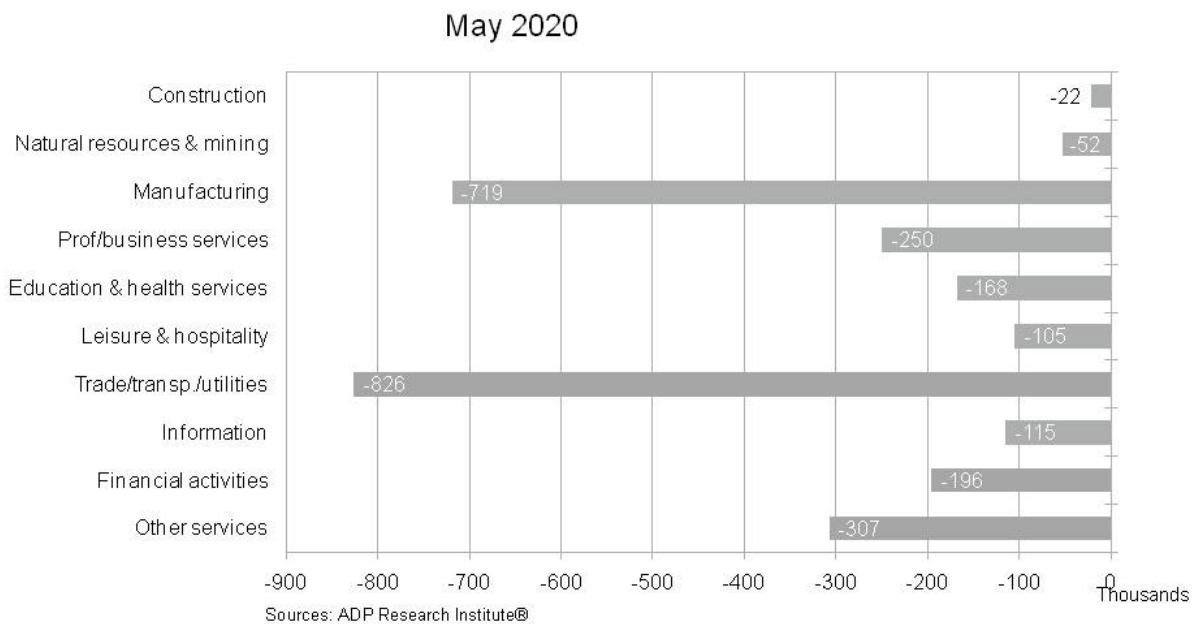
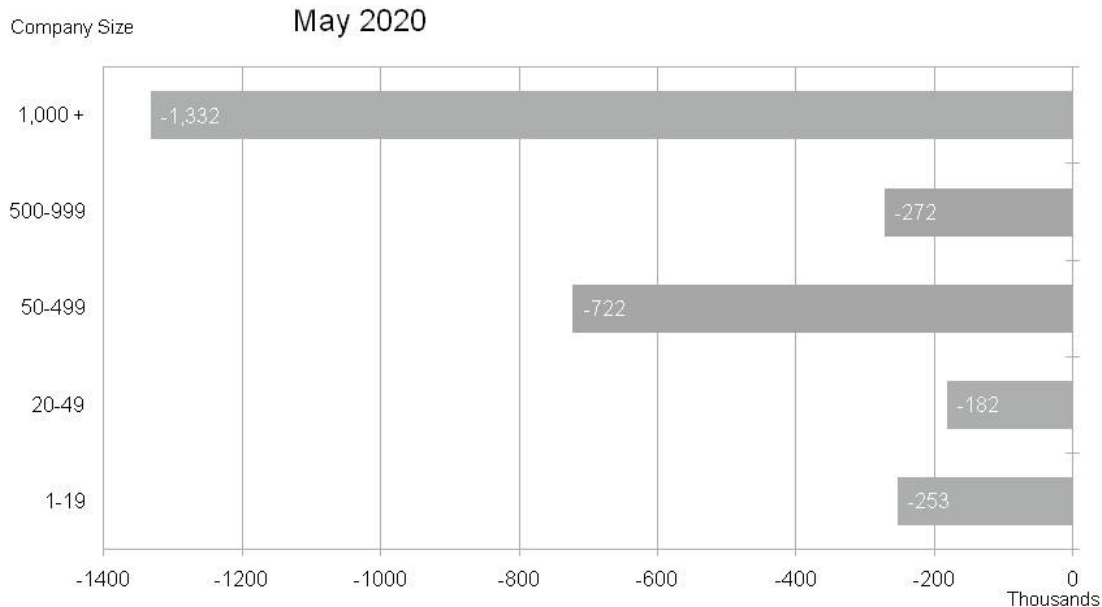


Chart 4. Change in Nonfarm Private Employment by Company Size



Sources: ADP Research Institute®

Note: All size data included in the ADP National Employment Report is based on size of business, defined as an entity with a unique Employer Identification Number, which may include multiple establishments.
Sum of components may not equal total due to rounding.

The matched sample used to develop the *ADP National Employment Report* was derived from ADP payroll data, which represents 460,000 U.S. clients employing nearly 26 million workers in the U.S. The April total of jobs lost was revised from -20,236,000 to -19,557,000.

To obtain additional information about the *ADP National Employment Report*, including additional charts, supporting data and the schedule of future release dates, or to subscribe to the monthly email alerts and RSS feeds, please visit www.adpemploymentreport.com.

The June 2020 *ADP National Employment Report* will be released at 8:15 a.m. ET on July 1, 2020.

About the *ADP National Employment Report*®

The *ADP National Employment Report*® is a monthly measure of the change in total U.S. nonfarm private employment derived from actual, anonymous payroll data of client companies served by ADP®, a leading provider of human capital management solutions. The report, which measures nearly 26 million U.S. workers, is produced by the ADP Research Institute®, a specialized group within the company that provides insights around employment trends and workforce strategy, in collaboration with Moody's Analytics, Inc.

Each month, ADP Research Institute issues the *ADP National Employment Report* as part of the company's commitment to adding deeper insights into the U.S. labor market and providing businesses, governments and others with a source of credible and valuable information. The *ADP National Employment Report* is broadly distributed to the public each month, free of charge.

The data for this report is collected for pay periods that can be interpolated to include the week of the 12th of each month, and processed with statistical methodologies similar to those used by the U.S. Bureau of Labor Statistics to compute employment from its monthly survey of establishments. Due to this processing, this subset is modified to make it indicative of national employment levels; therefore, the resulting employment changes computed for the *ADP National Employment Report* are not representative of changes in ADP's total base of U.S. business clients.

For a description of the underlying data and the statistical model used to create this report, please see the [ADP National Employment Report: Development Methodology](#).

About the ADP Research Institute

The mission of the ADP Research Institute is to generate data-driven discoveries about the world of work, and to derive reliable economic indicators from these insights. We offer these findings to the world at large as our unique contribution to making the world of work better and more productive, and to bring greater awareness to the economy at large.

About Moody's Analytics

Moody's Analytics provides financial intelligence and analytical tools to help business leaders make better, faster decisions. Our deep risk expertise, expansive information resources, and innovative application of technology help our clients confidently navigate an evolving marketplace. We are known for our industry-leading and award-winning solutions, made up of research, data, software, and professional services, assembled to deliver a seamless customer experience. We create confidence in thousands of organizations worldwide, with our commitment to excellence, open mindset approach, and focus on meeting customer needs.

About ADP (NASDAQ – ADP)

Designing better ways to work through cutting-edge products, premium services and exceptional experiences that enable people to reach their full potential. HR, Talent, Time Management, Benefits and Payroll. Informed by data and designed for people. Learn more at [ADP.com](#)

ADP, the ADP logo, and Always Designing for People, ADP National Employment Report, ADP Small Business Report, ADP National Franchise Report, and ADP Research Institute are registered trademarks of ADP, LLC. All other marks are the property of their respective owners.

Copyright © 2020 ADP, LLC. All rights reserved.

ADP-Media

Media Contact:

Joanna DiNizio
ADP, LLC
(973) 369-8167
joanna.dinizio@adp.com